



# भरें खुशियों के रंग ABRO® SPRAY PAINT के संग




TOLL-FREE NO  
1800-27-40409

[www.aiplabro.com](http://www.aiplabro.com)







# COLOR CHART




#4 MATT BLACK




#6 ORANGE RED




#8 MARS RED




#9 WHITE  
MATT GREY




#12 GRASS GREEN




#14 TANG ORANGE




#19 OFF WHITE




#20 IVORY




#34 SPARKLE GOLD




#35 GOLD




#36 SILVER




#37 FRESH GREEN




#39 GLOSS BLACK




#40 GLOSS WHITE




#41 CANARY YELLOW




#48 HAIER GREY




#89 MATT LIGHT GREY




#114 TOYOTA WHITE




#118 TOYOTA WHITE




#132 BRONZE




#137 DEEP RED/  
MAROON




#142 ANTI-RUST  
BROWN




#143 GOLDEN BROWN




#190 LACQUER




#219 SHIFENG BLUE




#301 Copper




#304 DEEP GRAY



#312 Isuzu Blue/  
Phiroza



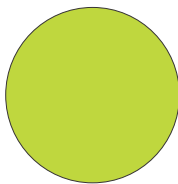
#313 Light Pink




#1001 FLUORESCENT  
RED




#1002 FLUORESCENT  
PINK




#1003 FLUORESCENT  
GREEN




#1004 FLUORESCENT  
BLUE




#1005 FLUORESCENT  
YELLOW




#1006 FLUORESCENT  
ORANGE




#1200 HIGH HEAT  
BLACK




#1300 HIGH HEAT  
SILVER




#C1 BRIGHT  
CHROME




#Z1 SUPER ZINC



#SP 31 DEEP YELLOW

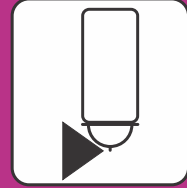
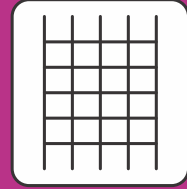
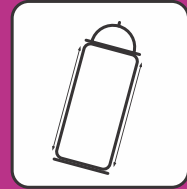


#SP 141 DEEP BROWN



## DIRECTIONS FOR USE

- All surfaces must be free of any grease, dirt, rust, moisture, loose paint, or any other material which might interfere with proper adhesion. Glossy surfaces must be dulled by light sanding. Metals should be rust free and primer should be used for best results. Cover adjacent areas with Abro Masking tape to protect from spray mist. Use at room temp.
- Shake can vigorously for one minute before spraying and occasionally while in use to ensure color uniformity and prevent clogging.
- On previously painted surface test spray in a small inconspicuous area.
- Hold can 12-16 inches from surface to be sprayed.
- Press spray button firmly with steady even strokes while moving can rapidly back and forth. Finger must not protrude over front edge of spray button. 2 or 3 thin coats with intermittence of 10 min. are better than one continuous heavy coat.
- Should paint bubble or run, you are too close to the surface or spraying too heavy coat.
- After use, turn can upside down and depress valve button for several seconds to clear valve until only gas emerges so as to prevent clogging.
- Discard empty can in trash pickup. Do not place in home garbage compactor or burn.



**DRY TO TOUCH: 10-15 Min**  
**DRY TO HANDLE: 20-30 Min**



**ABRO® INDUSTRIES, INC.**

**P.O. BOX 1174, SOUTH BEND, IN 46624 U.S.A.**

**AIPL MARKETING PVT LTD**

409, 4th Floor, D-Mall, Netaji Subhash Place, Opp. Wazirpur DTC Depot, Delhi-110034

Tel. : 011 49010144, Fax : 011-49010102. Mob. : 9555222772, 9818253000

E-mail : [info@aiplabro.com](mailto:info@aiplabro.com) | [www.aiplabro.com](http://www.aiplabro.com)

**Toll Free No. : 1800-27-40409**



## AIPL ABRO® SPRAY PAINT

AIPL ABRO® Spray Paint is a versatile all-purpose, fast drying spray paint useful for exterior and/or interior application to many surface types for a fast dry bright finish.

**FURNITURE  
 MAKEOVER**



**WROUGHT IRON  
 MATERIAL**



**LETTERS  
 COLORING**



**ARTIFICIAL JEWELLERY  
 COLORING**



**WEDDING PANDALS  
 DECORATIVE TOUCH**



**AUTO MOTIVE  
 TOUCH**



**GENUINE  
 WEIGHT  
 OF PAINT.**

**LESS  
 GAS  
 MORE  
 PAINT**

**HIGH  
 CONCENTRATE  
 PAINT  
 FOR MORE  
 COVERAGE.**

**NO  
 SAGGING**

**LOCAL  
 SPRAY PAINT**



**AIPL ABRO®  
 SPRAY PAINT**

